

# Holken Utklädningsvagn

## Monteringsinstruktioner

**A**  **72x**

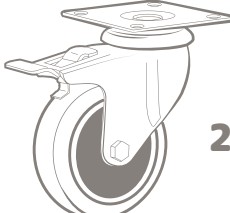
**B**  **14x**


**C**  **2x**

**D**  **1x**

**E**  **10x**


**F**  **8x**


**G**  **2x**

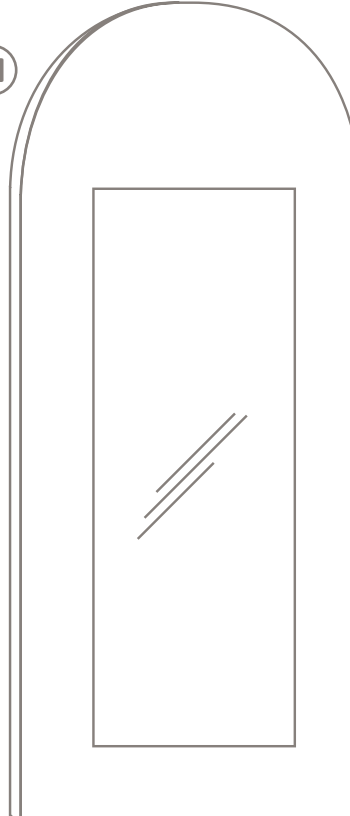
**H**  **2x**

**I**  **2x**

**J**  **1x**

**K**  **1x**

**L**  **1x**

**M**  **1x**

